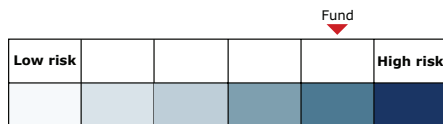


# Danske Invest Finland Fund D

## Basic equity funds

### Risk class



### Fund facts

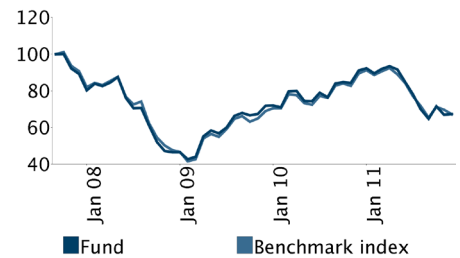
Value 31-12-2011 (EUR)	38.91802
ISIN	F10008812508
Distribution of income	Yes
Benchmark index	OMX
Helsinki CAP Yield -index	
Web site	www.danskeinvest.fi
Launch	28-09-2007
Total assets , million (EUR)	44.75
Base currency	EUR
Minimum subscription	500 EUR
Subscription fee	1,00 % / 8 EUR
Redemption fee	1,00 % / 8 EUR
TER 2011 Q2	1,52%
Management fee	1,52 %

### Investment policy

Danske Invest Finland is intended for investors who are looking for an investment solution on the Finnish equity market that is profitable, professionally managed and well-diversified. The fund is well-suited, as a part of a diversified investment portfolio, to investors who can accept even substantial changes in the value of the fund from time to time. The recommended investment horizon in the fund is more than five years.

The assets of Danske Invest Finland are invested in a diversified manner mainly in publicly traded equities whose issuer is a Finnish company or a company operating in or listed in Finland, or a company that is highly dependent on the Finnish economy. The fund aims to focus on companies paying high dividend. The fund's assets may also be invested in Finnish unlisted companies and derivatives. The general performance of the Finnish equity market is reflected in the value of the fund.

### Performance 31-12-2011



### Benchmark index

#### Unofficial

OMX Helsinki Cap Index

### Portfolio manager

Danske Capital, Sampo Bank plc

### Key figures - 1 y 31-12-2011

Volatility (%)	32.737
Sharpe	-0.8
Tracking error	9.399
IR	-0.271
Alpha	0.151
Beta	1.037
Duration	-

### Major investments 31-12-2011

Issuer	%
Fortum Corp. Oyj	9.45 %
Sampo Oyj A	9.24 %
UPM-Kymmene Oyj	7.98 %
Metso Oyj	5.93 %
Orion Oyj B	5.74 %
Kesko Oyj B	4.67 %
Wärtsilä Oyj	4.45 %
Huhtamäki Oyj	4.37 %
Nordea Bank AB (FDR)	4.19 %
Elisa Oyj A	4.08 %
Other	39.91 %

### Performance 31-12-2011

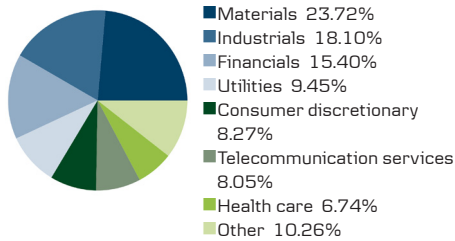
	YTD	1 month	3 month	6 month	12 month	36 month	Start
Fund	-26.15	0.56	4.04	-20.48	-26.15	44.46	-8.86
Benchmark index	-24.93	-3.64	2.77	-20.07	-24.93	40.77	7.27

This Fund Review is not an invitation to subscribe or redeem Fund units. Even though the aim has been to give reliable information, Sampo Bank and Danske Invest Fund Management Ltd guarantees neither the completeness nor correctness of the information contained in this Fund review nor shall be held liable for any errors or omissions in the information contained therein. Past mutual fund performance is no guarantee of future returns. The return and interest expectations used in the review are not intended to be perceived as promises of future returns or interest. Investment always involves fluctuation in value - the value of an investment may either rise or fall and customers are therefore at risk of losing assets invested in a mutual fund. There is no guarantee of actual returns or that the performance of the investment will be in accordance with the expected returns or always positive. Before making an investment decision, customers should always familiarise themselves with the characteristics, expenses and risks of the mutual funds which are outlined in the simplified prospectuses, fund regulations and price list of mutual funds, for example. Fund's simplified prospectus and regulations can be found from [www.danskeinvest.fi](http://www.danskeinvest.fi)

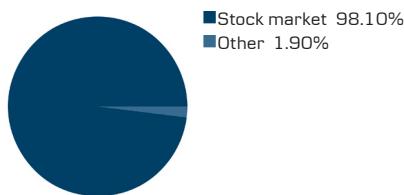
# Danske Invest Finland Fund D

## Basic equity funds

### Sector allocation/asset allocation

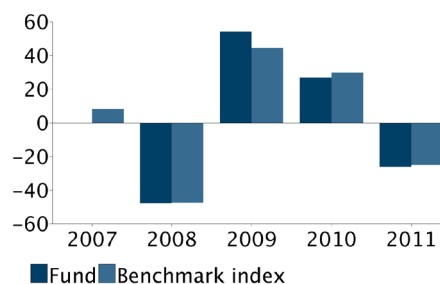


### Holding type



### Portfolio manager review

### Return



### Return and dividends for individual years

	2007	2008	2009	2010	2011
Fund	0.00	-47.76	54.25	26.81	-26.15
Benchmark index	8.14	-47.35	44.52	29.76	-24.93

This Fund Review is not an invitation to subscribe or redeem Fund units. Even though the aim has been to give reliable information, Sampo Bank and Danske Invest Fund Management Ltd guarantees neither the completeness nor correctness of the information contained in this Fund review nor shall be held liable for any errors or omissions in the information contained therein. Past mutual fund performance is no guarantee of future returns. The return and interest expectations used in the review are not intended to be perceived as promises of future returns or interest. Investment always involves fluctuation in value - the value of an investment may either rise or fall and customers are therefore at risk of losing assets invested in a mutual fund. There is no guarantee of actual returns or that the performance of the investment will be in accordance with the expected returns or always positive. Before making an investment decision, customers should always familiarise themselves with the characteristics, expenses and risks of the mutual funds which are outlined in the simplified prospectuses, fund regulations and price list of mutual funds, for example. Fund's simplified